

PLEASE CHECK IF PRODUCTS ARE AVAILABLE IN YOUR COUNTRY BEFORE YOU PLACE YOUR ORDERS

Vendor	Description	ADI Part Number	
9. TELEMETRY CONTROL & PTZ's			
TELEMETRY TRANSMITTERS & RECEIVERS			
	BBV TELEMETRY RECEIVER As above, PCB only	RX200/PCB	
	BBV TELEMETRY TRANSMITTER One to one, PTZ, auxiliaries, autopan, coax or tp, loop through	TX300	
	BBV TELEMETRY RECEIVER Add suffix TP for twisted pair options of Tx1000 series if not specified in description	/TP	
	BBV TELEMETRY RECEIVER 3 funct telem Rx for AC panning heads, AI override, coax or tp, vid launch amp, diagnostics	RX200/WBX	
	TELEMETRY TRANSMITTERS AC. PTZ with lights	DM/DTX300	
	BBV TELEMETRY RECEIVER As above, PCB only	RX300/PCB	
	BBV TELEMETRY RECEIVER Keyboard line driver	TXLD	
	TELEMETRY RECEIVERS - IN WEATHERPROOF BOX AC output wash/wipe/lights for static cameras	DM/DRX200/WBX	
	BBV TELEMETRY RECEIVER Interface receiver, fixed/variable, coax or tp, vid launch amp, 4 alarm i/p 1 o/p, RS232/422/485	RX100/WBX	
	TELEMETRY RECEIVERS - IN WEATHERPROOF BOX Dome interface receiver (specify dome model)	DM/DRX100	
	BBV TELEMETRY RECEIVER 9 funct telem Rx for AC PT heads, AI override, coax or tp, vid launch amp	RX300/WBX	
	TELEMETRY RECEIVERS - IN WEATHERPROOF BOX AC output pan/tilt/zoom/focus	DM/DRX300/WBX	

PLEASE CHECK IF PRODUCTS ARE AVAILABLE IN YOUR COUNTRY BEFORE YOU PLACE YOUR ORDERS

Vendor	Description	ADI Part Number	
9. TELEMETRY CONTROL & PTZ's			
	BBV TELEMETRY RECEIVER As above with 24Vac/100VA PSU	RX100/24	
	TELEMETRY TRANSMITTERS AC. PTZ with wash wipe lights autopan & 8 presets	DM/DTX400	
	TELEMETRY RECEIVERS - IN WEATHERPROOF BOX DRX100 receiver with Power Supply for 2060 Dome	DM/DRX100PSU	
	TELEMETRY RECEIVERS - IN WEATHERPROOF BOX Dome lface rcvr (specify dome model) 24Vac-3A O/P	DM/DRX100/24	
	BBV TELEMETRY RECEIVER As above, PCB only	RX400P/PCB	
	BBV TELEMETRY TRANSMITTER As above, DC version	TX400DC	
	TELEMETRY TRANSMITTERS - DC PTZ w/ wash wipe lights a/pan & 8 presets joystick	DM/DTX400/DC	
	BBV TELEMETRY TRANSMITTER Slave keypad	TX1000/KBD	
	TELEMETRY TRANSMITTERS - DC Slave keyboard for DTX1000 series	DM/DTX1000/KBD	
	BBV TELEMETRY TRANSMITTER 8 x 1 desktop, coax, osd, menu, 8 presets, 2 patrols, switcher, alarm (camera 1)	TX500	
	BBV TELEMETRY RECEIVER 14 funct telem Rx for AC PT heads, AI override, coax or tp, vid launch amp, 16 presets, diagnostics	RX400P/WBX	
	TELEMETRY RECEIVERS - IN WEATHERPROOF BOX AC O/put pan/tilt/zoom/focus/iris	DM/DRX400P/WBX	
	BBV TELEMETRY RECEIVER As above, DC version	TX1000/KBDDC	

PLEASE CHECK IF PRODUCTS ARE AVAILABLE IN YOUR COUNTRY BEFORE YOU PLACE YOUR ORDERS

Vendor	Description	ADI Part Number	
9. TELEMETRY CONTROL & PTZ's			
	TELEMETRY TRANSMITTERS - DC Slave KBD for DTX1000 jstick for prop speed cntrol	DM/DTX1000/KBD/DC	
	BBV TELEMETRY RECEIVER As Rx400P, DC supply version, 8 alarm inputs, 1 alarm output	RX400DCWBX	
	BBV TELEMETRY TRANSMITTER 8 x 2 desktop, coax, osd, menu, 16 presets, 2 patrols, switcher	TX1000/8	
	TELEMETRY TRANSMITTERS - DC 8 cam 2 mon O/P wash/wipe/autopan & 16 presets	DM/DTX1000/8/MK2	
	BBV TELEMETRY RECEIVER FOR RS485 CONTROL OF PAN AND TILT HEADS Telemetry receiver for VCL24VDC PT heads, AI override, RS485, video launch amp, 8 alarm inputs, 1 alarm output, wash, wipe, lights, 32 presets, remote diagnostics	RX552	
	BBV TELEMETRY TRANSMITTER 16 x 2 with keypad, coax, osd, menu, 16 presets, 2 patrols, switcher	TX1000/16	
	TELEMETRY TRANSMITTERS - DC DTX1000/8 with joystick for prop speed control	DM/DTX1000/8/DC/MK2	
	TELEMETRY TRANSMITTERS DC. 16cam 2mon O/P wash wipe autopan & 16 presets	DM/DTX1000/16/MK2	
	TELEMETRY TRANSMITTERS - DC DTX1000/16 with joystick for prop speed cntrol	DM/DTX1000/16/DC/MK2	
	TELEMETRY TRANSMITTERS - DC 8cam 2mon O/P wash/wipe/apan16presets alm inputs	DM/DTX1000/8A/MK2	
	TELEMETRY TRANSMITTERS - DC DTX1000/8A/DC with joystick for prop speed control	DM/DTX1000/8A/DC/MK2	
	TELEMETRY TRANSMITTERS - DC 16cam 2mon O/p wash/wipe/apan16 prest & alm inputs	DM/DTX1000/16A/MK2	
	TELEMETRY TRANSMITTERS - DC KBD with 3axis joystick touch screen LCD display	DM/DTS/KBD	

PLEASE CHECK IF PRODUCTS ARE AVAILABLE IN YOUR COUNTRY BEFORE YOU PLACE YOUR ORDERS

Vendor	Description	ADI Part Number
--------	-------------	-----------------

9. TELEMETRY CONTROL & PTZ's

	TELEMETRY TRANSMITTERS - DC DTV1000/16A/DC with joystick for prop speed control	DM/DTX1000/16A/DC/MK2	
--	-------------------------------------------------------------------------------------------	-----------------------	--

	add suffix /24 to denote 24VAC output option Rx200/300/300M/400P/400DC series	/24	
--	-----------------------------------------------------------------------------------------	-----	--

PTZ HEADS

	Pan & Tilt Head Weatherproof 230V	DM/2000	
--	-------------------------------------------------	---------	--

	Pan & Tilt Head Weatherproof 24V	DM/2001	
--	------------------------------------------------	---------	--

	Pan & Tilt Head Weatherproof 24V dc	DM/2006	
--	---------------------------------------------------	---------	--

	Pan & Tilt Head Weatherproof 230V	DM/2000/PP/TP	
--	-------------------------------------------------	---------------	--

	Pan & Tilt Head Weatherproof 230V With Autopan	DM/2000/A	
--	--------------------------------------------------------------	-----------	--

	Pan & Tilt Head Weatherproof 24V with Autopan	DM/2001/A	
--	-------------------------------------------------------------	-----------	--



	Pan & Tilt Head Weatherproof 24v AC complete with presets	DM/2001/PP/TP	
--	-------------------------------------------------------------------------	---------------	--

	Pan & Tilt Head Weatherproof 24V dc	DM/2006/PP/TP	
--	---------------------------------------------------	---------------	--


PLEASE CHECK IF PRODUCTS ARE AVAILABLE IN YOUR COUNTRY BEFORE YOU PLACE YOUR ORDERS


Vendor	Description	ADI Part Number
--------	-------------	-----------------


9. TELEMETRY CONTROL & PTZ's

 Pan & Tilt Head Weatherproof 24V dc with presets & constant rotation	DM/2006/PP/TP/CR	
----------------------------------------------------------------------------------------------------------------------------------------------------------------------	------------------	-------------------------------------------------------------------------------------


ACCESSORIES

 Medium duty ceiling/ column spacer for Pan & Tilts	DM/426-150mm
--------------------------------------------------------------------------------------------------------------------------------------	--------------

 Medium duty ceiling/ column spacer for Pan & Tilts	DM/426-250mm
--------------------------------------------------------------------------------------------------------------------------------------	--------------

 Medium duty ceiling/ column spacer for Pan & Tilts	DM/426-350mm
--------------------------------------------------------------------------------------------------------------------------------------	--------------

 Corner bracket attachment for 436 wall brackets	DM/436-CB
-----------------------------------------------------------------------------------------------------------------------------------	-----------

 Medium duty column mounted swivel for housings	DM/429-200mm
------------------------------------------------------------------------------------------------------------------------------------	--------------

 Heavy duty wall mount for Pan & Tilts	DM/436	
---------------------------------------------------------------------------------------------------------------------------	--------	---------------------------------------------------------------------------------------